



GILLESPIE 4-H NEW MEMBER BOOK 2022-2023

830-997-3452

gillespie.agrilife.org



Gillespie County—Texas A&M AgriLife Extension

4-H Timeline

4-H year runs September 1st,
2022 - August 31st, 2023

Age Divisions

Clover Kids/Beginners - 1st and
2nd graders

Juniors – 3rd, 4th, & 5th graders

Intermediates – 6th, 7th, & 8th
graders

Seniors – 9th, 10th, 11th, & 12th
graders

4-H PLEDGE

I pledge my **HEAD** to clearer thinking,
my **HEART** to greater loyalty,
my **HANDS** to larger service,
and my **HEALTH** to better living,
for my club, my community,
my country, and my world.



Gillespie 4-H Agent: Emily Grant

We are glad that you have chosen to be a part of the largest non-formal youth education organization in the United States! Over 6 million youth participate in 4-H each year to become self-motivated, productive, and contributing members of society.

4-H is designed to be a family affair, so 4-H parents are encouraged to be involved in the 4-H experience. The help that 4-H parents can contribute ranges from serving as a project leader to providing transportation to activities or even supplying refreshments for meetings or special events. 4-H parents are also needed to supervise 4-H activities. We ask that all of our 4-H parents register as volunteer leaders by simply completing the enrollment process on 4-H Online.

Gillespie County has an outstanding group of dedicated adult volunteer leaders as well as a superb group of motivated 4-H members. As a 4-H family, you are welcome into the family of Gillespie County 4-H.



Stay Connected with Gillespie 4-H

**Gillespie County
Extension Website**



**Gillespie County
Master Calendar**



**Gillespie 4-H
Private Facebook
Group**



Ok, we want to join 4-H... What now? You need to choose a club to join!

We have 9 clubs in Gillespie County and all clubs have members in them who are doing various projects. We recommend that you choose the same club as your family, friends or neighbors, or you can choose based on the club that fits your schedule.



Cave Creek 4-H

1st Tuesday of the month, 7:00pm

Cave Creek Schoolhouse

Club Manager—Jennifer Jenschke (830) 889-2801

Club Manager – Britney Ottmers (830) 889- 6900



Cross Mountain 4-H

3rd Tuesday of the month, 7:00pm

Extension Office

Club Manager—Denis O’Leary (830) 998-0170

Club Manager—Tricia Eilers (830) 456-2840



Stonewall 4-H

1st Tuesday of the month, 6:30pm

Stonewall Elementary School

Club Manager— Robin Martin (830) 313-3535

Club Manager— Jennifer Moreno (830) 998-1603

Doss 4-H

1st Monday of the month, 6:00pm

Doss Community Center

Club Manager—Mark Geistweidt (210) 394-0117

Club Manager – Lisa McIntire (719) 342– 6496

Willow Creek 4-H

1st Tuesday of the month, 6:30pm

Extension Office

Club Manager—Jenny Staudt (830) 992-9723

Club Manager – Kristy Beyer (830) 456-4809

Harper 4-H

Facebook page—Harper 4H

2nd Wednesday of the month, 6:30pm

(Dec, Jan, March mtg dates subject to change due to stock shows & Spring Break)

No meeting - Feb & July

Harper Elementary School Cafeteria

Club Manager – Devan Burns (325) 215-1336

Club Manager – Danielle Geistweidt (830) 992-0370

Wrede 4-H

2nd Monday of the month, 6:00pm

Extension Office

Club Manager – Diana LeRoux (210)287-7192

Club Manager – Shanese Lochte (830)456-9628

St. Mary’s 4-H

2nd Monday of the month, 7:00pm

St. Mary’s School Cafeteria

Club Manager— Anna Ottmers (830) 733-7131

Club Manager— Marlo Wallendorf (512) 664-5343



What is the monthly club meeting like? Why should my family attend?

Youth club officers plan and preside over the meeting, and they are assisted by adult volunteers. Due to the size of the clubs in Gillespie County, most interested youth have the opportunity to be a club officer at least once, or numerous times. Club officers learn how to conduct meetings, plan meetings, take minutes, manage finances, publicize events, and enforce guidelines. Most importantly, youth learn how to gain confidence in speaking in front of others because of the numerous opportunities to present information and conduct meetings.

Families should attend club meetings to learn something. Most meetings will have an educational program in addition to the business meeting, and families attend the meetings together. 4-H is not a program where children are dropped off and looked after; it is an entire family affair. Last, but not least, clubs do community service as a group, so youth are taught to serve others.

4-H Club Meeting

Opening

Business Meeting

- Roll Call
- Secretary's Report
- Treasurer's Report
- Reports of Pending Business
- New Business

Educational Program

Recreation



4-H Basics

The 4-H Symbol

A green 4 leaf clover with a white "H" on each of its leaves.



The 4-Hs

HEAD

HEART

HANDS

HEALTH

MOTTO

"To Make the Best Better"

SLOGAN

"Learn by Doing"

PLEDGE

I pledge my head to clearer thinking, My heart to greater loyalty, My hands to larger service, And my health to better living, For my club, my community, my country and my world.

COLORS

Green and White

Green represents springtime

White represents innocence



Okay, we have chosen our club....Now what?

**Your family needs to enroll. This is done online through
4-H Online texas.4honline.com.**

Instructions for brand new families to enroll in 4-H Online.

Families who have previously had an account need to use their existing login.



TEXAS.4HONLINE.COM FAMILY GUIDE



Creating a NEW Family Profile

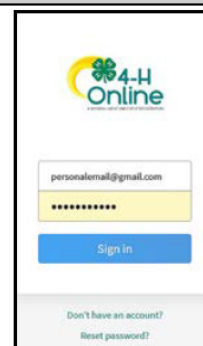
Only families participating in Texas 4-H for the first time should create a NEW family profile. Once created, family profiles are permanent. If you already have a 4HOnline family profile, **do not create a new one**. Contact your local county Extension office for assistance if you are not sure whether you have a family profile, or if you need assistance accessing it. To create a **NEW** family profile in 4HOnline, follow these steps:

1. Go to <http://texas.4online.com>

2. Click **"Don't have an account?"** if you have **never** enrolled in 4-H before using 4HOnline.

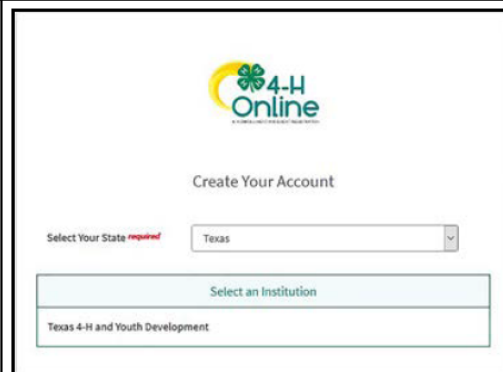
Note: Your family profile must be associated with a valid email address. This will be your login and you will receive communications to this address. It will also be the email address where a password reset will be sent, if needed.

The email address you provide can only be associated with **one** family profile. If 4HOnline does not accept your email address, you may already have a 4HOnline family account. Contact your local Extension office for assistance.



3. Select **"Texas"** from the drop-down menu

4. Select **"Texas 4-H and Youth Development"** for the Institution



5. Select **your county** from the drop-down menu.

Note: When selecting your county, you are choosing the 4-H program in which your family will participate. Read the rules and guidelines for more information: <https://texas4-h.tamu.edu/management/>.

Click **"Continue"**.



Instructions for brand new families to enroll in 4-H Online

continued.



TEXAS.4HONLINE.COM FAMILY GUIDE



6. Complete your family's information. Required fields are marked in **red** and must be completed to move to the next screen. If you have mistakenly chosen the wrong county just hit the back button to adjust it before moving on to the next screen.

Remember: Your family information must be associated with a valid email address. This will be your login and you will receive 4-H communications at this address. It will also be the email where your password reset will be sent, if necessary.

Click the **"Create Account"** button

Note: An email account can only be associated with one family profile. If you enter an email address that is already associated with a 4HOnline profile, you will see an existing family profile message. Click the **"Confirm"** button and continue to log in to the existing account. See instructions for logging into an existing [family account](#).

4-H Online
Create Your Account
Texas 4-H and Youth Development

County **required** State Office
Email **required** mc-mccathey@tamu.edu
Confirm Email **required** mc-mccathey@tamu.edu
Family Name **required** Cathey
Mobile Phone Number **required** 555-555-5555
Password **required** *****
Confirm Password **required** *****
Back Create Account

7. Enter your family's address information and click **"Verify."** The verification process may require you to select an appropriate USPS format. The local county Extension office may have authority to bypass this for rural areas.

If there is already another record in 4HOnline with a matching address, you may see this Duplicate Address screen:

Use the browser "back" button to return to the previous screen. Double-check the address you entered and try again. Be sure you have included the full USPS address and a unit/apartment number, if that is part of your address. If you receive the Duplicate Address message again, choose an account recovery method and contact your local county Extension office for assistance.

Verify Your Address

Address 1470 William D Fitch
Address 2
City College Station
State Texas
Postal Code 77845
Country US
Verify

Existing Account
An account with this email has already been found, please sign in or recover password
Confirm Cancel

Duplicate Address: Account Recovery

Recovery Phone 5555555xxx Fill in last 3 digits to recover Recover
Contact County Send Message

After the address is verified, your family profile has been created! You will receive an email confirming your family profile. The next screen will allow you to add the first member to your family.

PUBLIC SPEAKING

**Public Speaking Contest
Educational Presentation
Officer Positions**

LIVESTOCK

**Cattle
Swine
Goats
Lambs
Broilers
Turkeys**

FOOD & NUTRITION

**Food Show
Food Challenge
FCH Quiz Bowl
Healthy Texas Youth Ambassadors**

JUDGING PROJECTS

**Meat Judging
Livestock Judging
Range Judging
Dairy Judging
Wool Judging**

FASHION & INTERIOR DESIGN

**Fashion Show
Fashion Storyboard
Duds To Dazzle**

OTHER

**Wildlife/Outdoor
Junior Master Gardeners
Horse
Plant ID
Robotics
Archery
BB Gun
Photography
Companion Animal
Veterinary Science
Ambassador Opportunities
(water, shooting sports, STEM, photography, etc...)**



**WHAT
PROJECTS
CAN WE
DO?**

**CALL US AT 830-997-3452 FOR
MORE INFORMATION ABOUT
PROJECT OPPORTUNITIES**

Gillespie 4-H Annual Calendar

September

Annual 4-H Enrollment on 4-H Online for youth members and adult volunteers
Food & Nutrition Project Begins
Adult Leaders & 4-H Council Meeting
Order Swine Validation Tags
Broiler Orders Due
Enter Major Show Calf Scrambles
Livestock Judging Practice Begins
Heart of Texas Livestock Show Entries Due
Wildlife Meetings

October

Lamb & Goat Validation
Heifer Validation
National 4-H Week
One Day 4H
Youth Heifer Show & Sale
Fall Robotics Starts

November

Swine Validation
Livestock Show Entries Due
County Food Show
County Food Challenge
Adult Leaders & 4-H Council Meeting
Wild Game Dinner
County Broilers Arrive
Show turkeys arrive
Junior Leadership Retreat

December

District 10 Food Show Contest
District 10 Food Challenge Competition
District 10 FCH Quiz Bowl Contest
District 10 Beef Quiz Bowl Contest
District 10 Public Speaking Contest
District 10 Educational Presentation Contest
District 10 Entomology Contest
4-H Club Christmas Parties
Gillespie County Youth Livestock Show Scholarship Deadline
Harper Community Stock Show

January

Gillespie County Youth Livestock Show
Hill Country District-Kerrville Livestock Show
Fort Worth Livestock Show
Adult Leaders & 4-H Council Meeting
BB Gun Project Begins
Major Show Broilers Arrive
Texas 4-H Foundation Scholarship Applications Due
Gillespie County EEA Scholarship Applications Due
Gillespie County 4-H Scholarship Applications Due
Fashion Retreat
Deadline to validate dogs for dog project

February

San Antonio & San Angelo Livestock Shows
San Antonio School Tour Guide program
Fashion & Interior Design Project Begins
County BB Gun Match
Archery Project Sign-Up
Plant ID and Range Judging Practices Begin



Gillespie 4-H Annual Calendar

March

Houston & Austin Livestock Shows
State BB Gun Match
County Fashion Show
District Photography Contest Entries Due
Archery practices start
4-H Day at the Capitol

April

District 10 Judging Contests
District 10 Roundup Contests & Fashion Show
District 10 Photography Contest
Submit Entries to State Photography Contest
Adult Leaders & 4-H Council Meeting
Order Steer Tags
Order State Fair Lamb, Goat, & Swine Tags
Order Stock Show Turkeys
County 4-H Council Officer Elections
Youth Commercial Heifer Show Entry Deadline
EEA Spring Luncheon

May

Deadline to validate horses on 4-H Online
Club Officer Elections
Archery County Match

June

Backyard Kids Camp
District 10 Leadership Lab & District Council
Officer Elections
Texas 4-H Roundup
Steer Validation
Heifer Validation
State Fair lamb, goat, and swine validation
State 4-H Camps
Record books due
Project Record Forms Due
Award Applications Due
District 10 Horse Show
4-H Summer Camps

July

State 4-H Camps
State 4-H Horse Show
District Record book Contest
4-H Summer Camps
4-H State Shooting Sports Games
Fair Boards need to be completed by Awards
Banquet

August

4-H Awards Banquet
Club Officer Training
Club Manager Training
Order Lamb & Goat Validation Tags
New Member Night
4-H BBQ Fundraiser
County Fair
State Fair Entries Due
West Texas Fair & Rodeo Entries Due
State 4-H Record book Contest

Other Activities

Texas 4-H Congress (every other year)
National 4-H Congress (every other year)



4-H RECORD KEEPING



There are two main ways of keeping records. The first is by keeping a journal of activities throughout the 4H year and submitting them as part of the record book project. Record books in itself is a project. For resources on completing record books visit <https://texas4-h.tamu.edu/recordbooks/>.

A second record-keeping activity is completing project record forms. Members can complete as many project record forms for 4H projects they participate in, but they can only receive a project pin in one category per year. Youth members are normally really excited to receive a project pin at the annual awards banquet held each summer.

LEADERSHIP



Opportunities for leadership abound in 4H at any age, but in Gillespie County the main opportunities for leadership are:

- Running and serving in club officer positions
- Attending Junior Leadership Rally (3rd grade—12 yrs) or Leadership Lab (13 yrs.—11th grade)
- Running and serving as a council officer on the Gillespie 4-H County Council
- Running and serving as an officer on the District 10 Council
- Running and serving as an officer on the State 4H Council
- Attending Texas 4-H Congress
- Attending a 4-H Conference

.....there are many more that we will let you know about throughout the year

COLLEGE SCHOLARSHIPS



- Gillespie 4-H Adult Leaders = \$800+
- Texas 4-H Foundation = \$1000—\$24,000
- Gillespie County Extension Education Association: \$500
- District EEA—amount varies

We will let you know about other college scholarship opportunities that we are aware of.

SUMMER OPPORTUNITIES



- State 4-H Roundup
- Leadership Lab
- Backyard Kids Camp
- Youth Agriculture Lifetime Leadership
- Career Exploration Trip
- Camps at Texas 4-H Conference Center in Brownwood
- Various Workshops
- Livestock Show Clinics
- Judging Camps
- BBQ Fundraiser
- Prospect Shows

VISIT GILLESPIE.AGRILIFE.ORG FOR MORE SUMMER LISTINGS

2022-2023 District 10 4-H Calendar—Save the Dates

FALL & WINTER DATES

District 10 Mega Meeting – Location TBA	
REGISTRATION OPENS: Thurs. Sept. 1, 2022	
REGISTRATION DEADLINE: Tues., Sept. 13, 2022	
LATE REGISTRATION: W–F, Sept. 14-16, 2022	
EVENT DATE: October 1, 2022	
District 10 FALL Roundup – Kerrville, TX	
REGISTRATION OPENS: Friday, Oct. 7, 2022	
REGISTRATION DEADLINE: Tuesday, Nov. 1, 2022	
LATE REGISTRATION: Wed. – Fri. Nov 2-4, 2022	
Fall Roundup CONTEST DATES	
Nov. 29, 2022	Livestock & Horse Quiz Bowl Ed. Presentation & Public Speaking
Nov. 30, 2022	Food Show FCH Quiz Bowl Entomology Judging
Dec. 1, 2022	Food Challenge
District 10 4-H S.A.L.E. Contests	
<i>**All 4-H members must submit Stock Show entry forms/fees to their County Office to compete in any District 10 4-H contest that is being held conjunction with the San Antonio Livestock Show & Rodeo.</i>	
DISTRICT REGISTRATION OPENS: January 2, 2023	
DISTRICT REGISTRATION DEADLINE Jan. 17, 2023	
DISTRICT LATE REGISTRATION: Jan. 19-20, 2023	
Feb. 2023 TBA from SALE	Horse Judging Consumer Decision Making
District 10 4-H VIRTUAL Photography Contest	
REGISTRATION OPENS: Wed., Feb. 1, 2023	
REGISTRATION DEADLINE: Mon. Feb. 20, 2023	
LATE REGISTRATION: Tue–Wed. Feb 21-22, 2023	
Feb. 20, 2023	4HOnline Registration CLOSES
Mar. 31, 2023	Photography Results Released

SPRING & SUMMER DATES

District 10 SPRING Roundup – Fredericksburg, TX	
REGISTRATION OPENS: Friday, March 3, 2023	
REGISTRATION DEADLINE: Tues., Mar. 21, 2023	
LATE REGISTRATION: Wed.–Fri, Mar. 22-24, 2023	
Spring Roundup CONTEST DATES	
TBA April 2023	Meat Judging (San Angelo, TX)
April 18, 2023	Leaders 4 Life
April 19, 2023	Livestock Judging
April 20, 2023	Range/Pasture ID & Range Evaluation Share the Fun Wool & Mohair Judging
April 21, 2023	Soil Judging Duds 2 Dazzle Fashion Show & Natural Fibers
April 22, 2023	Smallbore Rifle (Floresville, TX)
April 28, 2023 Virtual	Virtual Fashion Storyboard Results Released
District 10 Horse Show – Dripping Springs, TX	
REGISTRATION OPENS: Monday, May 1, 2023	
REGISTRATION DEADLINE: Tues. May 16, 2023	
LATE REGISTRATION: W-F, May 17-19, 2023	
TENATIVE EVENT DATE: June 14-15, 2023	
District 10 Leadership Lab – Brownwood, TX	
REGISTRATION OPENS: Monday, May 1, 2023	
EARLY REGISTRATION DEADLINE: May 28, 2023	
LATE FEE REGISTRATION: May 29-31, 2023	
TENATIVE EVENT DATE: June 21-23, 2023	
District 10 Record Book Judging – Location TBA	
REGISTRATION OPENS: Thurs., June 1, 2023	
REGISTRATION DEADLINE: Tues., June 27, 2023	
LATE REGISTRATION: Wed.–Fri. June 28-30, 2023	
TENATIVE EVENT DATE: July 13, 2023	

Stock Show

LIFE

WHAT IS THE PROCESS?

- 1) Purchase your animal. We have agents who can help you if you have questions about purchasing animals.
- 2) Order validation tags according to the order deadlines that we share with you. Broilers and turkeys will already be tagged whenever they arrive.
- 3) Take your animal to one of the scheduled validations for the animal species you are showing. A parent must accompany his/her members to validation to sign paperwork.
- 4) Take the Quality Counts Exam and Course BEFORE entering a stock show. More information is available in the next few pages of this guide book.
- 5) Complete all entry forms and submit all entry fees by the deadline established by the Extension Office. This is a separate process from validation, and validation does not automatically enter anyone into a stock show. Late fees are typically hundreds of dollars, so you will want to pay close attending to deadlines.
- 6) Attend the stock show. For major shows outside of our area, we typically leave as a group.

WHAT IS THE SCHEDULE?

West Texas Fair and Rodeo in Abilene – Sept. 4-19, 2020.
State Fair of Texas in Dallas — Sept. 23 – Oct. 2, 2020.
Heart O'Texas Fair and Rodeo in Waco — September 30 – October 18, 2020.
Gillespie County 4-H and FFA Livestock Show and Auction — Jan. 7-9, 2021.
Sandhills Stock Show and Rodeo in Odessa — January 6-16, 2021.
Hill Country District Junior Livestock Show in Kerrville — Jan. 17-23, 2021.
Fort Worth Stock Show & Rodeo — Jan. 15 – Feb. 6, 2021.
San Angelo Stock Show — Feb. 4 – Feb. 21, 2021.
San Antonio Livestock Exposition — Feb. 11-28, 2021.
Houston Livestock Show & Rodeo — March 2-21, 2021.
Rodeo Austin – March 13—27, 2021.



Quality Counts Enrollment Instructions

1. To begin, go to: <https://www.texaslivestockvalidation.com/qc/qcregister.aspx>



Helpful Hint: We recommend using Mozilla Firefox as your internet source (Internet Explorer, Google Chrome, and Safari may work in some instances but are NOT suggested). Also, please make sure your browser (Firefox) has JavaScript and Cookies enabled. For desktop computers, you must have Adobe Flash Player 10.1 or greater installed.

2. Register by entering your information then click "Submit Registration"

Helpful Hint: It is very important to choose BOTH your 4-H and FFA chapter regardless of which you think you will show through!

Helpful Hint: For grade level, please enter the grade you will be entering (if between May- August) or enter your current grade, depending on the time of year you are registering in Quality Counts.

3. This will trigger an email from texasyouthlivestock@ag.tamu.edu to keep for your records.

Helpful Hint: Do not delete this email as it contains a Return Link that you will NEED to come back to the course at any time.

4. Staying on the website, click "Proceed to Curriculum", you will be directed to the QC curriculum website, AgriLife Learn.

5. The course is free, so click the blue Add to Cart button.

6. Click Create an account under the log in button if you do not already have an account with AgriLife Learn.

Helpful Hint: You must create or have an account on AgriLife Learn, this is necessary to be able to leave and come back to the curriculum as many times as needed!

7. Click "View Cart" and then click "Proceed to Checkout".

8. Select the option that states, "No, I want to purchase this course for myself."

9. Check the box next to "I agree with the Terms of Use," then click Next.

10. To access your course, follow one of the 2 options below:

a. Click the "View my Order" button and then click on the link next to "Access Course:"

b. Navigate to the USER PROFILE icon in the top right corner of the screen and select "My Courses" in the dropdown menu.

11. Select Quality Counts and then choose your Age Bracket according to your school grade as of August 31 of the current year.

12. Click "Launch Unit" to begin the course!

Helpful Hint: The course will take approximately 2 hours to complete. You may leave and come back to the course using the Return Link (Step 3).

13. Once you complete the course, you will click the blue "Click here to Proceed to Test" button.

Helpful Hint: You must complete the exam once you start it, but you can take it as many times as needed to achieve an 80% or higher.

14. Once you pass the Exam, your Quality Counts number will appear under the Quality Counts Status Information box at the bottom of the page. You will also receive an email from texasyouthlivestock@ag.tamu.edu containing your Quality Counts number.

15. Congratulations! You have completed the Quality Counts Journey and your Quality Counts number is ready for livestock entries!

Helpful Hint: For questions related to technical issues or AgriLife Learn, please contact learnonline@ag.tamu.edu

Helpful Hint: For questions related to content, scores, and verification, please contact texasyouthlivestock@ag.tamu.edu

TEXAS 4-H POULTY PROJECT

LET'S GET STARTED!

Turkeys are shown individually and broilers as a pen of three birds. Some broilers are straight-run (sexes not separated), while others separate pullet and cockerel divisions. Turkeys are almost always separate due to size differences.

Fun Fact: With 25 billion chickens in the world, there are more of them than any other bird species.



How Many Bird To Order?

Broilers: 50 Birds

Turkeys: 25 Birds

Poultry projects are typically purchased in groups, not individually.

Project Length

Chicken Project: Approximately six weeks

Turkey Project: Approximately 5 months

Average Cost of Chicken Project



Purchase Price: \$62.50

Feed Cost: \$352.00

Supplies: \$180.87

Vet Cost: \$21.63

Fees: \$73.85

Total Cost:
\$690.85
(per 50 Birds)

Selection and Culling

- Physical Defects (Tears, Cuts, Broken Bones, Bruises)
- Muscling
- Uniformity
- Finish (Amount of fat immediately under the skin)
- Skin Pigmentation

Average Cost of Turkey Project



Purchase Price: \$87.50

Annual Feed Cost: \$1,295.25

Supplies: \$140.94

Vet Cost: \$18.57

Fees: \$78.50

Total Cost:
\$1,620.76
(per 25 Birds)

Facility Preparation



Electricity

Heat Lamps

Ventilation

Bird Pen

Litter/Shavings

Lighting

Drainage

Waste Disposal

Water

Feeders

Protection From Elements
and Predators

Feeding



The feed dealer should be informed of the type of feed required at least 2 weeks before chicks arrive so that fresh feed can be ordered. It is absolutely essential that birds receive a high-quality poultry feed containing at least 20 percent protein. As the birds grow, adjust protein levels in feed.

Important Tip!

Know in advance which shows you plan to attend. Then, order birds based on time frame and size requirements.

Suggestion:

Establish a working relationship with a veterinarian.

WANT TO LEARN MORE? VISIT:

[HTTPS://TEXASYOUTHLIVESTOCK.COM/POULTRY/](https://TEXASYOUTHLIVESTOCK.COM/POULTRY/)



TEXAS 4-H SWINE PROJECT

LET'S GET STARTED!



What should you do everyday with your project?

Rinse, Brush, Walk! The more you handle your project the easier it becomes to handle.

Project Length

Market Barrows: Approximately 5 Months
Breeding Gilts: Approximately 5-11 Months

Selection



Several factors such as age, weight, frame size, and breed type play a role in selecting a market barrow or breeding gilt. Ask your Country Extension Agent or Agricultural Science Teacher which project may be best for you.

Average Cost of Swine Project



Purchase Price: \$524.74
Feed Cost: \$518.57
Supplies: \$160.84
Vet Cost: \$89.08
Fees: \$84.07
Miscellaneous: \$120.36

Total Cost:
\$1,497.66
(per 1 head)

Feeding



Feed a grower ration until your pig weighs 110 to 125 lbs. This should be followed by a finishing ration, with less protein, until the animal is sold. Make a plan with an ideal finishing weight in mind. Remember a market barrow and breeding gilt require different feeding strategies.

Facility Preparation



Electricity	Drainage
Heat Lamps	Storage
Ventilation	Convenience
Flooring/Shaving Type	Waste Disposal
Wash Area	Fencing
Water	Feed Troughs

Health Care



When you make the decision to purchase a swine project, you should establish relationship with your veterinarian and develop a biosecurity plan for your new pigs. With proper preventative measures in place, special attention should be paid to your animal's normal everyday behavior.

Fun Fact: Pigs have 15,000 taste buds! Humans have 9,000.

WANT TO LEARN MORE? VISIT:
[HTTPS://TEXASYOURLIVESTOCK.COM/SWINE/](https://texasyouthlivestock.com/swine/)



Important Tip!

Know in advance which shows are terminal and plan accordingly. This may mean you will need more than one animal.

TEXAS 4-H SHEEP PROJECT

LET'S GET STARTED!

What should you do everyday with your project?

Walk, Practice, Exercise!

The more you handle your project the easier it becomes to handle.

Average Cost of Sheep Project



Purchase Price: \$947.10

Feed Cost: \$346.66

Supplies: \$201.56

Vet Cost: \$97.52

Fees: \$106.68

Miscellaneous: \$108.03

Total Cost:
\$1,807.58
(per 1 head)

Feeding

Young, fast growing animals need rations that contain 16 to 18 percent protein. Older animals can be fattened on rations containing 11 to 12 percent protein. Make sure the feed has adequate energy for nutrient utilization. Be aware of copper levels in sheep rations.



Fun Fact: Sheep have poor eyesight, but an excellent sense of hearing.

Project Length

Market Lambs: Approximately 8 Months

Wether Dams: Up to 12 Months

Selection

Several factors such as age, weight, frame size, and breed type play a role in selecting a market lambs or breeding ewe. Ask your Country Extension Agent or Agricultural Science Teacher which project may be best for you.



Facility Preparation



Electricity
Ventilation
Flooring
Scales
Water

Exercise Area/ Track
Drainage
Waste Disposal
Fencing
Feeders

Health Care



A preventive health program should include vaccinations and treatments for multiple infectious and non-infectious diseases and metabolic disorders that are commonly associated with nutritional deficiencies.

Important Tip!

Know in advance which shows are terminal and plan accordingly. This may mean you will need more than one animal.

Suggestion

Have exercise equipment or a track area to tone muscle and build stamina!

WANT TO LEARN MORE? VISIT:
[HTTPS://TEXASYOUTHLIVESTOCK.COM/SHEEP/](https://TEXASYOUTHLIVESTOCK.COM/SHEEP/)



Fun Fact: Goats have incredible agility and balance!

TEXAS 4-H GOAT PROJECT

LET'S GET STARTED!

Suggestion

Have exercise equipment or a track area to tone muscle and build stamina!

Average Cost of Swine Project



Purchase Price: \$822.46
Feed Cost: \$262.98
Supplies: \$179.87
Vet Cost: \$88.87
Fees: \$94.64
Miscellaneous: \$105.66


Total Cost:
\$1,554.39
(per 1 head)

Project Length

Market Goats: Approximately 6-8 Months
Wether Does: Up to 18 Months

Selection

Several factors such as age, weight, frame size, and breed type play a role in selecting a market barrow or breeding gilt. Ask your Country Extension Agent or Agricultural Science Teacher which project may be best for you.



Health Care



A preventive health program should include vaccinations and treatments for multiple infectious and non-infectious diseases and metabolic disorders that are commonly associated with nutritional deficiencies. Administered dewormer orally once a month or as directed by a veterinarian.

Feeding



Young, fast growing animals need rations that contain 16-18 percent protein. Older animals can be fattened on rations containing 11-12 percent protein. Make sure the feed has adequate energy for nutrient utilization.

Facility Preparation



Electricity	Exercise Area/ Track
Ventilation	Drainage
Flooring	Waste Disposal
Scales	Fencing
Water	Feeders

What should you do everyday with your project?


Walk, Practice, Exercise!
The more you handle your project the easier it becomes to handle.

Important Tip!

Know in advance which shows are terminal and plan accordingly. This may mean you will need more than one animal.

WANT TO LEARN MORE? VISIT:
[HTTPS://TEXASYOUTHLIVESTOCK.COM/GOAT/](https://TEXASYOUTHLIVESTOCK.COM/GOAT/)





Fun Fact: There are 12.5 million head of cattle in Texas!

Texas 4-H Beef Project

Let's Get Started

Selection

Several factors such as age, weight, frame size, and breed type play a role in selecting a market steer or breeding heifer. Some breeds are better suited for specific climates. Communicate with your County Extension Agent or Agricultural Science Teacher to determine which breed may be best for you.



Average Cost of Beef Project

Purchase Price: \$3,288.50
Annual Feed Cost: \$1,917.52
Supplies: \$271.64
Animal Health Cost: \$215.13
Fees: \$106.68
Miscellaneous: \$161.59

Total Cost
(Per 1 Head)
\$5,961.06



Health Care

Consider having scheduled administration of vaccines, lice pour-on treatments, deworming and hoof trimmings. Prevention is crucial in health care and management.



Facility Preparation

- Electricity
- Ventilation
- Flooring/ Shaving Type
- Tie/Wash/Dry Area
- Storage
- Drainage
- Convenience
- Waste Disposal



Feed Questions

- Is the diet meeting the animal's requirements?
- Does this feed suit the animal's stage of life?
- Is the feed palatable?
- Can the diet be easily digested?
- Is your project a breeding heifer or market steer?

Average Project Length: Steers- Approximately 10 Months
Heifers- Up to 30 Months

Handling and Grooming

Handling begins initially by halter breaking a beef cattle project. Once the animal is halter broke, you can establish a daily grooming routine, practice setting them up, and walk them for exercise. It is important for the animal and exhibitor to interact every day. Daily routines should include washing the animal, combing/brushing, drying, walking, and showmanship practice.

Want to learn more? Visit: <https://texasyouthlivestock.com/beef-cattle/>