

August 2013

Upcoming Events

- Aug 20, 27, Sept 3, 10: Making your Landscape and Lawn Beautiful; 6:00 pm—8:00 pm
- Sept 2: Office Closed for Labor Day
- Texas Master Gardeners: 2nd Thursday of each month; 6:00 pm @ The Salvation Army Boys & Girls Club -Open to Public
- Texas Master Naturalist: On even months the meeting is on the 3rd Thursday, 6:30 pm, Open to Public,



Green
Thumb
Series



TEXAS A&M
AGRI LIFE
EXTENSION



Making Your Landscape and Lawn Beautiful

Tuesdays

Aug 20, Aug 27, Sept 3, Sept 10
6 pm to 8 pm

Orange County Convention and Expo Center

Topics:

Soil and Plant Nutrition
Fertilizers and Soil Testing
Lawn Care and EarthKind Landscaping
Landscape Design



\$30 per person per series covers all classes and materials. Please call the Extension office if you are interested so we can plan for the class materials.

409-882-7010

*For additional information visit our website
Orange.agrilife.org*

Orange County Claybusters

8th Annual Fundraiser

&

"Dove Hunt Warm Up"

Saturday, August 24, 2013

See Page 8 for more Information!!

First Day Of School	
St. Mary's	Thursday, August 15th (7:30am)
Bridge City	Monday, August 26th (8am)
Community	Monday, August 26th (8am)
Deweyville	Monday, August 26th (8am)
LCM	Monday, August 26th (8am)
Orangefield	Monday, August 26th (8am)
Vidor	Monday, August 26th (8am)
West Orange-Stark	Monday, August 26th (8am)

Keys to the Courthouse

Counties play a major role in the administration of justice in Texas. Each county's justice system is based on the county's size. If counties need special help to investigate criminal matters they can call upon the Texas Rangers. These are the components of county law enforcement.

In Texas, a felony case can proceed only after an indictment by a grand jury, unless the accused waives this right. The grand jury is responsible for reviewing evidence in a criminal case to determine if the accused could be guilty of the charge and should stand trial. At least nine of the 12 grand jurors must believe the evidence shows the accused could be guilty and formally vote a true bill before an indictment can take place.

Other than the attorneys and the defendant, there are some other important persons in the county court. The judge acts as a referee during the trial and determines the applicable legal issues. It is the judge's job to make sure legal court rules are followed. The judge must decide what to do if an attorney objects to something said or done in the trial. The judge also keeps order during the trial.

The court reporter's job is to take down every word said by the attorneys, judge and witnesses during the trial. Court reporters have machines that help them take down every word quickly.

The district clerk receives and files papers related to criminal proceedings, issues all processes, and holds all filed documents for use by the court.

Contempt of court is the failure to do what the court orders. It is a crime, punishable by a fine or jail time. The bailiff makes sure the courtroom is quiet and orderly during the trial. He or she also escorts the jury and the defendant in and out of the courtroom at the necessary time.

Provisions from the American Disability Act will be considered when planning educational programs and activities. Please notify the Orange County Extension Office 5 days prior to event at 409-882-7010 if you plan on attending an Extension educational program and need specialized service. Educational programs serve people of all ages regardless of socioeconomic level, race, color, sex, religion, disability, political beliefs or national origin. The Texas A&M AgriLife Extension Service, the U.S. Department of Agriculture, and the County Commissioners Courts of Texas Cooperating.



TEXAS A&M
AGRI LIFE
EXTENSION

Adult & Youth Canning Show

October 19, 2013

In Conjunction with Orange County Livestock Association Prospect Show
Canning show will be held in the Mauriceville Community Center

Youth

We encourage entries in the Youth Canning and Food Preservation Division from participants under age 18, but still enrolled in school. To win, entries must follow the same guidelines as adult entries listed below. We encourage families to cook and can together as a family project

General Rules

Opened to all home canners in Orange and surrounding counties

All canned products must be in clean, polished standard-make jars imprinted with manufacturer's name.

Use the same brand-name disk, ring and jar. Lids must be free from rust and corrosion.

All jars must be clearly labeled with the name of the product, exhibitor's name and address should be taped to bottom of jar.

All work must be done by the exhibitor and approved canning practices followed, i.e., water bath or pressure canned.

The Committee reserves the right to exclude from exhibition's any product canned by an unsafe canning method, i.e. open kettle, steam canner or microwave.

No exhibitor will be allowed to interfere with the judges in the performance of their duties. Anyone violating this rule will be excluded from the exhibition.

Judges may award a 1st place ribbon to any worthy exhibit whether it has competition or not.

Judges will not award a 1st place ribbon to any unworthy exhibit whether it has competition or not.

No ribbon will be awarded to any article not left in the section.

Exhibits may be picked up immediately after judging or left on display until the afternoon.

All ribbons must be left with exhibits until picked up.

No Entry Fee
Limited to one entry
Per Division

Entries will be received between
9 am to 10 am
Saturday, October 19 at the
Mauriceville Community Center
Judging will begin at 10:15 am

Entry Division & Quantity to Bring
Canned Low Acid Vegetables—1 Pint or 1 Quart
Canned Fruits & Tomatoes—1 Pint or 1 Quart
Sweet spreads—1/2 pint or 1 pint jar
Pickles and Relishes—1 pint or 1 quart
Meats—1 pint or 1 quart

Coordinator Paula Tacker, L.M.S.W., C.D.E
Orange County Extension Agent
Family & Consumer Science
For a complete show packet contact the
Texas A&M AgriLife Extension 409-882-7010

Provision from the American Disability Act will be considered when planning educational programs and activities. Please notify the Orange County Extension Office 5 days prior to event at 409-882-7010 if you plan on attending an Extension educational program and need specialized service. Educational program serve people of all ages regardless of socioeconomic level, race, color, sex, religion, disability, political beliefs or national origin. The Texas A&M AgriLife Extension Service, the U.S. Department of Agriculture and the County Commissioners Courts of Texas Cooperating.

Orange County 4-H To Make the Best Better

*Marie Kenney, BSA, County Extension Agent 4-H/Youth Development
makenney@ag.tamu.edu 409-882-7010*



CLAYBUSTERS SHOTGUN SHOOTING SPORTS

Claybusters are planning to be a club all year long and have shooting every week or once a month.

New Club Manager
John Bilbo, Club Manager
779-1115

MIGHTY PIRATES
2nd Tuesday of each month
ALL YEAR LONG
Club meets at the
Vidor Community Center
Kathy Hester, Club Manager
790-8835



DUSTY TRAILS
Meets the 2nd Monday of each month
during the school year
Club meets at the
Mauriceville Community Center
4-H Office 882-7010

4-H NEWS

2013-2014 4-H Enrollment

The new year enrollment begins with the “early bird” registration on August 15—October 31. During the ‘early bird’ registration the enrollment fee is \$20 per child and after October 31 the fee will be \$25 per child. There is no enrollment fee for Clover kids age 5-8. Minimum age requirement for enrollment is 8 years of age and in the 3rd grade by August 31, 2013.

Enrollment is done on 4-H Connect website <https://texas.4honline.com/Login>

RETURNING Members/Families—PLEASE DO NOT set up a new account. Go to your existing account and update.

NEW Members/Families– Please follow the steps on 4-H Connect to enroll.

Adult volunteers will also complete their enrollment with their child on the same account. Adult Volunteer enrollment is \$10 per adult for the background screening. Any adult who will be helping with the 4-H children in any way must complete the Volunteers form.

If you do not have access to a computer to enroll, NO PROBLEM. Your club manager and the 4-H office has the enrollment forms available for you to complete. You will turn in your form along with your payment made out to *Orange County 4-H*, to your club manager. The 4-H office will complete your enrollment on 4-H Connect.

No member/family will be turned away from joining 4-H due to finances. Scholarships are available.

Any question, please feel free to contact the 4-H office 409-882-7010. We are here to help.

COLMESNEIL FFA BOOSTER CLUB SUMMER BASH

AUGUST 31, 2013

TYLER COUNTY FAIRGROUNDS – WOODVILLE TEXAS

CHECK - IN
7:00 — 8:30 A.M.

SHOW ORDER:
LAMB, GOAT, STEER,
BEEF & DAIRY HEIFERS

ENTRY FEE: \$25.00

SHOW STARTS at 9:00 A.M.
JACKPOT SHOWMANSHIP \$5.00 AT GATE
SENIOR 14-18, JUNIOR 9-13

CONCESSION STAND AVAILABLE
SHOW SUPPLY TRAILER AVAILABLE
GENERATORS WELCOME

JUDGE: TBA

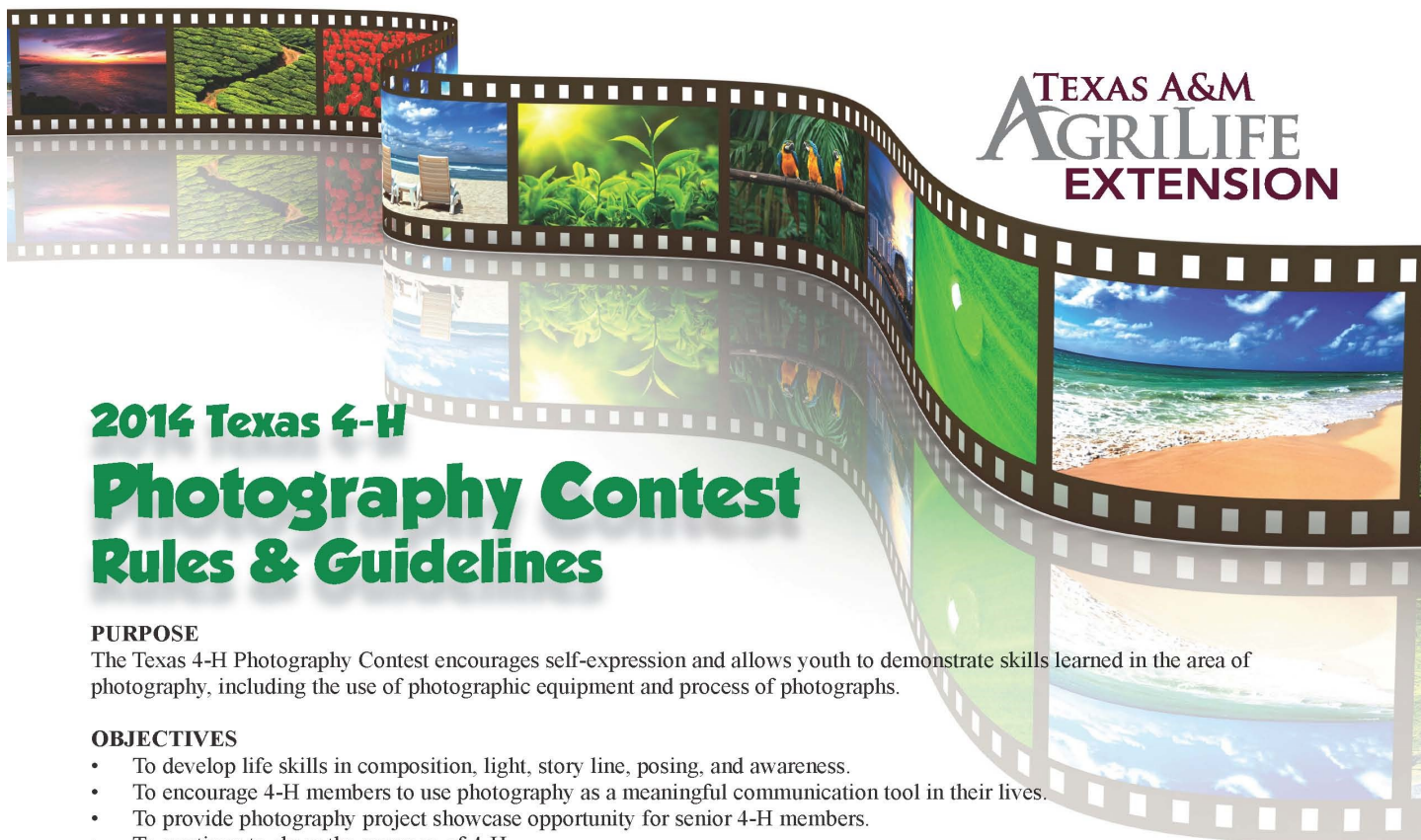
PRIZES TO ALL CLASS WINNERS AND DIVISION WINNERS

OVERALL CHAMPIONS AND RESERVE CHAMPIONS WILL RECEIVE BELT BUCKLE

FOR MORE INFORMATION CONTACT:
LANCE SEAMANS (409) 200-4202

ALL PROCEEDS BENEFIT COLMESNEIL FFA BOOSTER CLUB
COLMESNEIL FFA OR TYLER COUNTY FAIR IS NOT RESPONSIBLE FOR ANY LOSS OF PROPERTY OR INJURY THAT MAY OCCUR

4-H NEWS



2014 Texas 4-H Photography Contest Rules & Guidelines

PURPOSE

The Texas 4-H Photography Contest encourages self-expression and allows youth to demonstrate skills learned in the area of photography, including the use of photographic equipment and process of photographs.

OBJECTIVES

- To develop life skills in composition, light, story line, posing, and awareness.
- To encourage 4-H members to use photography as a meaningful communication tool in their lives.
- To provide photography project showcase opportunity for senior 4-H members.
- To continue to share the message of 4-H.
- To utilize photographs which can promote and strengthen the 4-H program.

RESOURCES FOR THE PHOTOGRAPHY CONTEST:

- Adventures With Your Camera – B (Grades 6 to 9) (Available from National 4-H Council Supply)
- 4-H Guide to Digital Photography by Daniel Johnson. (Available from Amazon.com)
- Digital Photography for Teens by Marc Campbell and Dave Long (Available from Amazon.com)
- Texas 4-H and Youth Development Photography Project Resource Page located on the 4-H website. Any reference to a product or company is not to endorse or support them and their causes. Links to companies are provided for their educational resources only.

CONTEST RULES

1. **Participation Age:** The Texas 4-H and Youth Development Photography contest will be displayed during the 2014 Texas 4-H Roundup and is open to all senior age 4-H members that have passed their 14th but not their 19th birthday before August 31, 2013. Participants must have been born during the period beginning September 1, 1994 and ending August 31, 1999.
2. **Eligibility of Photos:** All photographs must have been taken by 4-H members between the dates of January 1, 2013 and the time of entry. Photos may be submitted only one time and in only one category to the state photography contest.
3. **Manipulation of Photos:** Photos can only have minor manipulation, touch-up performed for all categories except Digital Darkroom. The only acceptable manipulation includes correction of red-eye, cropping, and straightening of photos. Any other manipulation, edits, to a photo would require the photo to be entered into the Digital Darkroom category.
4. **Format of Photograph:** Photographs should be taken at the highest resolution possible. Photographs must be in a .jpeg, .jpg, or .gif format. Files submitted may not be larger than 2,048k (2MB). Best of Show winners may be asked to submit a high-resolution file or an original negative, print, or slide. There is no minimum size requirement, however, your photograph must be large enough that it can be clearly evaluated for the contest (i.e. if it is too small, it can be disqualified).
5. **Number of Entries:** A county may have only one entry per class for a total of 15 entries per county, and all entries and entry fees must be submitted DIRECTLY TO THE TEXAS 4-H AND YOUTH DEVELOPMENT OFFICE via 4-H CONNECT (registration).
6. **Entry Fee:** A fee of \$10.00 per photograph must be paid for each entry. All entries paid by check must come from the County/Club checking account and made payable to TEXAS 4-H FOUNDATION – PHOTOGRAPHY CONTEST for all entries.
7. **Contestants Participating at Texas 4-H Roundup:** Photography contest participants do not attend Texas 4-H Roundup unless they are competing in another contest however, if a 4-H member/adult chooses to attend to view the display they may do so, but are required to pay the necessary registration fee.
8. **Entry Period:** All photos must be entered between April 1, 2014 and by midnight on April 15, 2014. All registrations must be

4-H NEWS

2014 Texas 4-H Photography Contest - Rules and Guidelines

submitted on 4-H CONNECT. All club/county checks must be received by April 21, 2014.

9. **Copyright and Content:** Photos that are deemed obscene, vulgar, sexually-oriented, hateful, threatening, or otherwise violate any laws are strictly prohibited. The Texas 4-H and Youth Development Program respects the rights related to copyright laws and intellectual property. All photos should be based on a 4-H member's original photograph taken by the 4-H member. Use of a photo from other sources/people without permission is not allowed, and will lead to disqualification of the photo and possibility of all entries by the 4-H member. The Texas 4-H and Youth Development Program reserves the right to refuse inappropriate or unsuitable entries.
10. **Model and Property Releases:** Any 4-H member submitting a photograph acknowledges that they have sufficient permission of any recognizable locations or people appearing in their photograph(s). This permission is hereby granted to both the photographer and the Texas 4-H and Youth Development Program to publish and use as needed. Documentation should be retained by the 4-H member and will be requested by the Texas 4-H and Youth Development Program if needed.
11. **Disqualification of an Entry:** An entry that does not follow the rules or category guidelines will automatically be disqualified. Disqualifications forfeit all entry fees. A general notice specifying reason(s) for disqualification will be sent to the county after Texas 4-H Roundup.
Reasons for disqualification:
 - Extremely poor quality (resolution/size)
 - Does not meet category criteria (see category descriptions)
 - Inappropriate or unsuitable
 - Manipulation of photo beyond what is allowed
 - Photo entered into multiple categories
 - More than one photo in a category from a county
 - Photograph was not entered into 4-H CONNECT
 - County did not select/certify photograph to represent county
 - Photograph was not certified by county office in timely manner
 - Entry fee not paid or only partial fee paid
12. **Text on Photographs:** Beyond the storyboard and digital darkroom categories, photographs should not contain "user placed text." This includes such things as comments or titles. Text or wording that is part of the photograph (i.e. photo of a street sign, etc) is acceptable.
13. **Release of Liability:** The Texas 4-H and Youth Development Program, Texas A&M AgriLife Extension, the Texas 4-H Youth Development Foundation and/or its employees/agents involved in the contest will not be held liable for missing, or non-displayed photographs. By entry, the 4-H member accepts this release.
14. **Announcement of Results:** Results will be posted after Texas 4-H Roundup on the 4-H website.
15. **Display and Future Rights Use Rights:** By submitting an entry to the contest, the 4-H member grants permission to the Texas 4-H and Youth Development Program, Texas A&M AgriLife Extension, the Texas 4-H Youth Development Foundation, and any other public or private agency authorized by the Texas 4-H and Youth Development Program, the use, and rights associated to the use of the photographic likeness, in promotional publications, and other media, without compensation. Certain photos may be used for 4-H program and marketing uses. By entry, the 4-H member accepts these conditions of display and future use.
16. **Judges:** Judges will determine the placings. Their decision on all entries is final.

DESCRIPTION OF CATEGORIES

It is extremely important that 4-H members, project leaders, parents, and county Extension agents review the descriptions of each category very carefully. Please do not enter photographs into categories that are duplicates from other categories or ones that do not clearly meet the category description. Photographs that do not meet the description of the category will be disqualified.

Categories	Elements of Design	Storyboard	Awards & Recognition
Animal-Domestic	Food	Theme	Quality Awards: Blue, Red and White quality awards will be given to entries based on the scoring criteria.
Animal-Wildlife	Marine/Aquatic		
Catch-All	Nature & Landscape		Best of Show Awards: One Best of Show Award will be presented to one photo in each category.
Details & Macro	Night Photography		
Digital Darkroom	People		Cash Awards: Each Best of Show winner will receive a \$250 cash prize.
Dominant Color	Plant/Flora		

For a complete contest package along with categories description contact the 4-H Office at 409-882-7010

4-H NEWS**Orange County Claybusters****8th Annual Fundraiser****Raffle Tickets \$5 each**

Purchase your \$5 ticket(s) from any of the 4-H Claybuster shooting team members.

All profits go to sending our local 4-H shooters to the State Competition in San Antonio, Texas. Raffle prizes range from a hunting rifle to a YETI ice chest.

Drawing will be held after the "Dove Hunt Warm Up" awards.

**"Dove Hunt Warm Up"****Saturday, August 24, 2013**

Join us at the Orange Gun Club.

Team of 5/\$500, bbq lunch will be provided for participants.

Awards will be given to the 1st, 2nd, and 3rd place team members along with a youth and adult H.O.A. award.

Fabulous BBQ Lunch with drink will be available for \$5

For additional information contact

John Bilbo 409-779-1115 or jcbilbo@outlook.com

SKEET**TRAP****5-STAND**

4-H NEWS

TEXAS 4-H YOUTH DEVELOPMENT FOUNDATION BIG LEAGUE EVENT

..... *at Rangers Ballpark in Arlington*

**SATURDAY, SEPTEMBER 28
7:05 PM**



vs.



**15% DISCOUNT FOR 4-H FAMILIES & FRIENDS AT
ALL TEXAS LA QUINTA HOTELS**


Use the "TX4H" booking code.

Closest location to the ballpark:

825 N Watson Rd. Arlington, TX 76011

817-640-4142

To view seating diagram, visit: texasrangers.com



TEXAS 4-H DAY | *Saturday, September 28, 2013*

Please indicate the quantity you would like to purchase.

All You Can Eat Porch (Reg. \$8) x \$51 = Total \$

Lexus Club Terrace (Reg. \$36) x \$30 = Total \$

Upper Reserved (Reg. \$22) x \$18 = Total \$

Service Fee \$ 3.00

GRAND TOTAL \$

For every advance ticket purchased, a \$3 donation will be made to the Texas 4-H Youth Programs and Education fund.

Name: _____

Address: _____

City/State/Zip: _____

County & Member Name: _____

Phone: (D) _____ (E) _____

E-mail: _____

Payment Method: (Checks payable to Texas Rangers)

Check #: _____ ☐ Visa ☐ MC ☐ Amex ☐ Disc ☐ Diners

Card #: _____ Exp: _____

TO ORDER TICKETS, MAIL completed order form to Texas Rangers Baseball, ATTN: 4-H, 1000 Ballpark Way, Suite 400, Arlington, TX 76011, FAX to 817-273-5180, CALL 817-273-5257, or EMAIL dengland@texasrangers.com.
Tickets are subject to availability and a service fee.

Corn on the cob: A sure sign of Summer



There are many signs that summer is here including hot weather, full swimming pools, and sunlight until after 9 pm! Another sign is that sweet corn is starting to show up at the grocery stores, Farmers' Markets, and street corners. We planted sweet corn on the farm I grew up on so seeing the sweet corn reminds me of my childhood. I'd spend a day or two in the kitchen with my mom, sister, and grandmas freezing sweet corn so we could enjoy eating it throughout the winter.

Currently, the price of a dozen ears of sweet corn at three different grocery stores in Central Iowa is \$6/dozen. Local sweet corn is expected to be in the stores around July 15, later than normal because of the cold, wet spring in the Midwest. The local sweet corn will be a bit cheaper.

When selecting sweet corn, look for the following signs of quality:

- Kernels that are plump. Do not choose ears with kernels that have begun to shrivel or 'dent'.
- Kernels that are 'milky' inside so that when pressed with the fingernail the juice pops out.
- Depending on the variety, yellow corn should have a bright yellow color. White corn should be really white.
- Husks which fit snugly around the ear, look fresh, and have good green color. Do not select ears with husks that are dried, yellowed, or straw-colored which are indications of age or damage.
- Shiny dark brown silk is a sign of well-filled kernels. Silk ends should be free from decay or worm injury.

To get the best flavor from sweet corn, it should be eaten as soon as possible after harvesting because the sugars start converting to starches as soon as the corn is picked. If you need to store the sweet corn, leave the corn in the husk and refrigerate as soon as possible. If the corn has been husked, place it in a plastic bag and store in the refrigerator. Corn that has been blanched and cut off the cob can be frozen for 6 months to a year.

Here are some tips for cooking with fresh sweet corn:



- Don't add salt to the water when cooking sweet corn because it will toughen the corn.
- Good, fresh sweet corn does not need to be cooked for long. Try cooking it for just 3 minutes, and see how delicious it can be.
- Two to three medium ears of corn are equivalent to approximately 1 pound, depending on ear size. Two medium ears equal approximately 1 to 1 ½ cups of kernels.

For more tips and directions for microwaving, grilling, or boiling sweet corn, check out the Sunshine Sweet website (<http://www.sunshinesweetcorn.com/how-to-cook-sweet-corn/>).

The Five Minute Parent

Fun & Fast Activities for You and Your Little Ones

Adventures in Art

Add vibrant color to everything in your life!

Bending Water:

Materials:

- ♦ Plastic comb
- ♦ Water faucet

Directions:

Turn on the cold water in your kitchen sink, letting the water run out in a small, steady stream. Run the comb through dry hair several times to charge it. Slowly bring the charged comb near the stream of water. How did the comb make the water "bend"? The water was neutral, not charged, and was attracted to the charged comb and moved toward it! Amazing!

Slimy Goop:

Materials:

- ♦ 1 tsp laundry detergent powder
- ♦ 1 cup of water
- ♦ 2 cups white glue
- ♦ Food coloring
- ♦ Large plastic bowl with lid

Directions:

Combine laundry powder and water in the plastic bowl. Add the glue and stir the mixture with your hands until it forms a gooey ball. Your slimy goop can be any color you want it to be, just by adding a few drops of food coloring. Store the goop in an airtight plastic container until you're ready to play with it again. Squish your fingers into the mixture for gooey fun.

***Excerpt from the book "The Five Minute Parent" by Deborah Shelton

Nutritious Snacks

For Kids!!


Apple Smiles

Ingredients:

- ♦ 8 each red apples (about 2 1/2 inches in diameter, 2.25 lbs)
- ♦ 8 tablespoons peanut butter
- ♦ Miniature marshmallows

Equipment:

- ♦ Cutting board
- ♦ Knives



Directions:

1. Wash apples, slice in half and remove cores.
2. Slice each apple into 8 slices
3. Spread peanut butter on one side of each slice of apple.
4. Place 3 or four marshmallows (teeth) on top of the peanut butter
5. Top with another apple slice, (peanut butter side down), and press slightly together to complete the smile.
6. Serve one apple per child.

TEXAS A&M AGRILIFE EXTENSION
11867 Hwy 62 North
Or
PO BOX 367
Orange, TX 77631
Phone: 409-882-7010
E-mail: orange-tx@tamu.edu

Non-Profit Org.
US Postage
PAID
Orange, TX
Permit #12

Return Service Requested

TEXAS A&M
AGRILIFE
EXTENSION



IN THE AUGUST ISSUE:

- Upcoming Events
- First Day of School
- Keys to the Courthouse
- Adult & Youth Canning Show
- **4-H News: Pages 4—9**
- Corn on the Cob: A Sure Sign of Summer
- The 5 Minute Parent: Fun and fast activities for you and your little ones.
- Nutritious Snacks for Kids!!

Berry Cheesecake Pudding Salad

Ingredients:

- ♦ 2 small boxes of instant cheesecake pudding (white chocolate pudding also works)
- ♦ 1 (32 oz) container of low fat strawberry yogurt
- ♦ 1 (16 oz) container of light Cool-Whip
- ♦ 16 oz frozen mixed berries, partially thawed
- ♦ 3 large fresh bananas, sliced
- ♦ 1 lb fresh strawberries, sliced

Directions:

1. Pour yogurt into a large bowl and mix in pudding (it will be kind of lumpy).
2. Fold in the Cool-Whip (the lumps will go away as you stir it).
3. Add all the fruit and stir to combine.
4. Keep refrigerated.



Gourmified.com